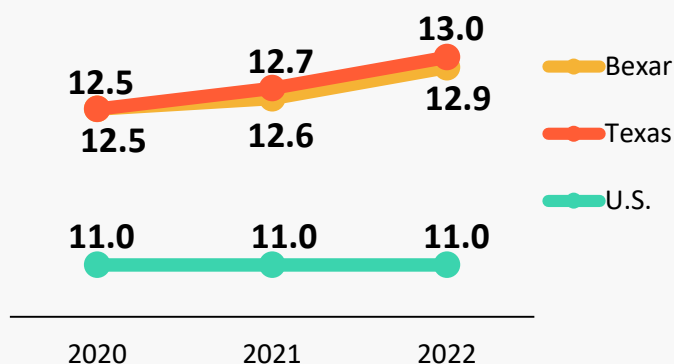


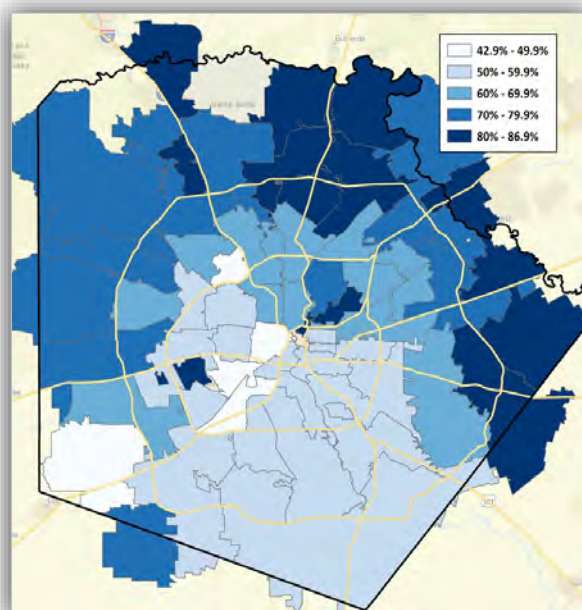
# Maternal and Infant Health in Bexar County and Texas

Disparities exist in Bexar County and Texas for both access to early prenatal care and maternal and fetal outcomes. In Bexar County, the total percentage of women receiving prenatal care in the first trimester in the 10 highest-percentage ZIP codes is 1.7 times higher than the total percentage of women in the 10 lowest-percentage ZIP codes.<sup>2</sup> Black pregnant women in Bexar County also had lower rates of early prenatal care (73%) when compared to White pregnant women (84%) as well as higher rates of preterm births (15% vs. 11%) and birth to infants with low birth weight (14% vs 8%). In Texas, the rates of severe maternal morbidity and maternal mortality for Black women were twice as high as White women.<sup>3-4</sup>

Birth Rate (per 1,000 population)<sup>1</sup>

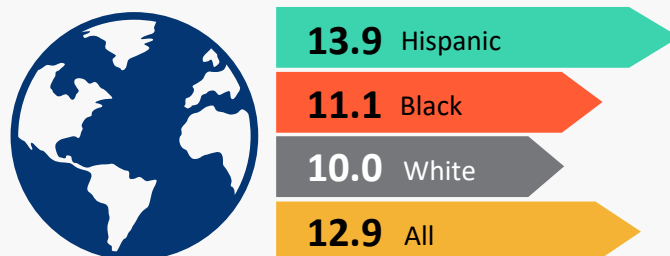


Percentage of Women Who Started Receiving Prenatal Care in the First Trimester by ZIP Code<sup>2</sup>

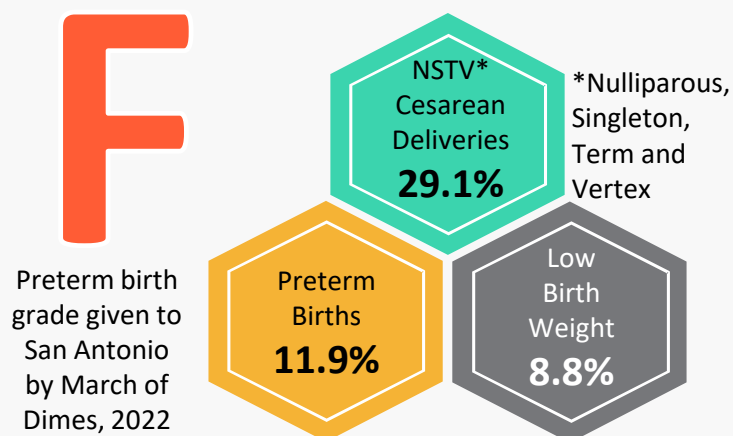


Lowest ZIP codes: 78002, 78073, 78203, 78207, 78211, 78214, 78221, 78224, 78226, 78229

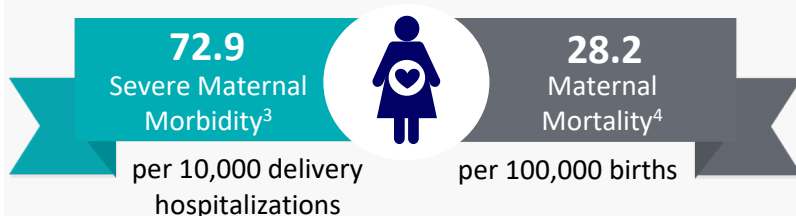
Birth Rate by Race/Ethnicity in Bexar County (per 1,000 population)<sup>1</sup>



Outcomes in Bexar County<sup>1</sup>



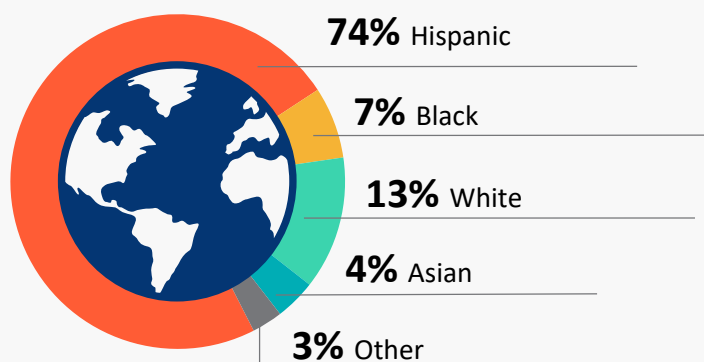
Outcomes in Texas



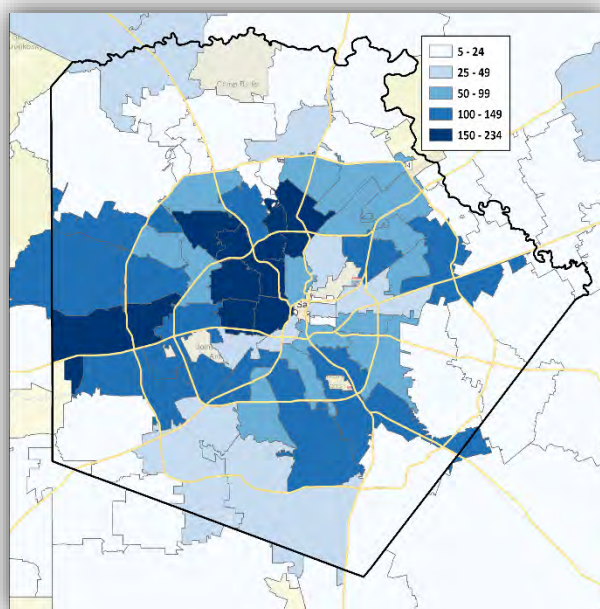
# Mothers Who Gave Birth at University Health, 2024

5,499 women gave birth at University Health in 2024, a 28% increase from 2023. When compared to Bexar County, University Health had a higher percentage of births to teen mothers (6.7% vs. 5.5%), a higher percentage of preterm births (12.4% vs. 11.9%), a lower (better) percentage of nulliparous singleton term and vertex (NSTV) cesarean deliveries (21.8% vs. 29.1%) and about the same percentage of births to infants weighing less than 2,500 grams (8.0% vs. 8.8%).

## Race/Ethnicity

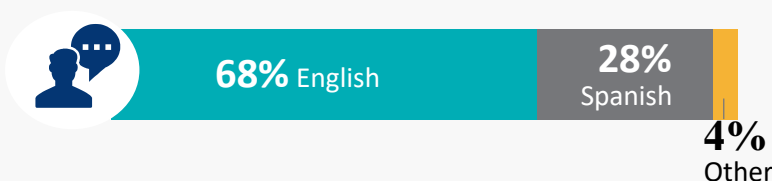


## Distribution of Patients Who Gave Birth at University Health by ZIP Code

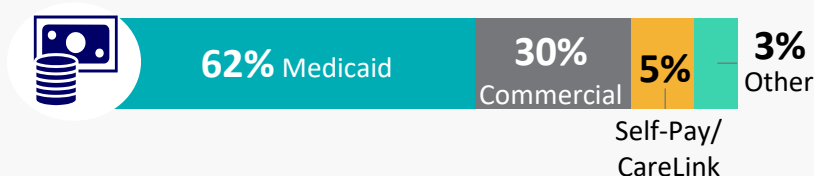


Top ZIP codes: 78006, 78015, 78066, 78124, 78152, 78163, 78216, 78232, 78234, 78236

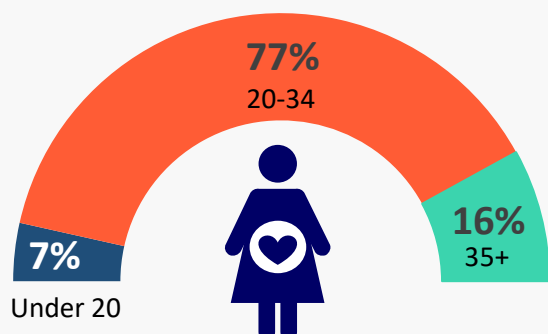
## Language



## Financial Class



## Age



## Social Vulnerability

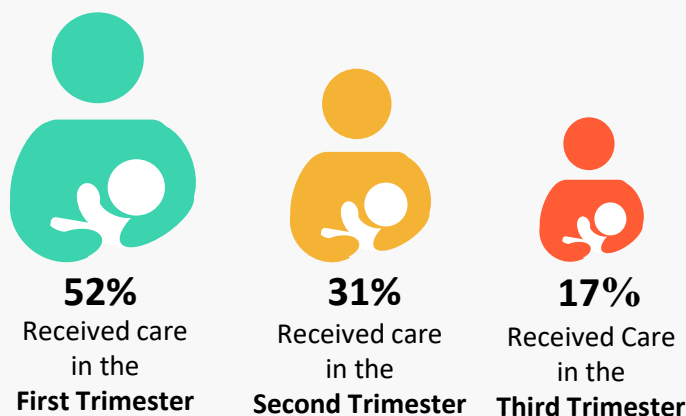


# Caring for Pregnant Mothers, 2024

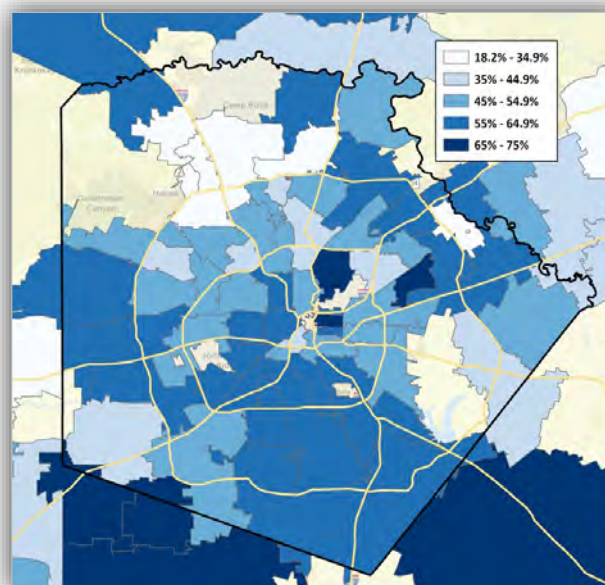
Access to prenatal and postpartum care is key to improving the health of new mothers and babies in Bexar County. University Health offers prenatal, perinatal and postnatal services dedicated to protecting pregnant women and their babies. These include programs that expand access and provide guidance in prenatal care, a dedicated Women's & Children's Hospital that houses a Level IV NICU and Level IV Maternal Center, and support services to new parents and babies after birth.

## Prenatal Care

**70%** of women who gave birth at University Health received prenatal care at University Health. Of those:



## Percentage of Patients Who Started Receiving Their Prenatal Care in the First Trimester by ZIP Code

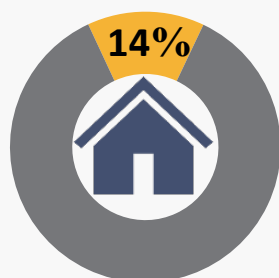


Lowest ZIP Codes: 78009, 78130, 78148, 78249, 78255, 78256, 78257, 78258, 78852, 78861

## Severe Maternal Morbidity

**1.94%** Percent of mothers at University Health affected by severe maternal morbidity

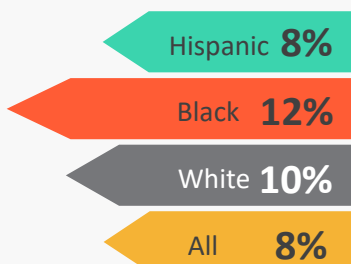
## Non-Medical Drivers of Health (NMDOH)




Percentage of women who gave birth at University Health and have identified at least one non-medical need. Housing was the most reported need.

## Disparities in Outcomes

### Low Birth Weight



### NSTV Cesarean Deliveries



### References

- 1- CDC Wonder Natality, 2022
- 2- Bexar Data Dive, 2022
- 3- Texas DSHS, 2022
- 4- CDC NCHS, 2022