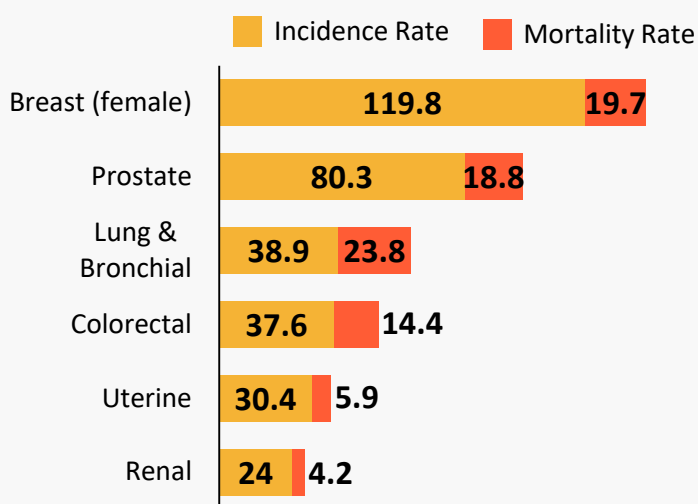


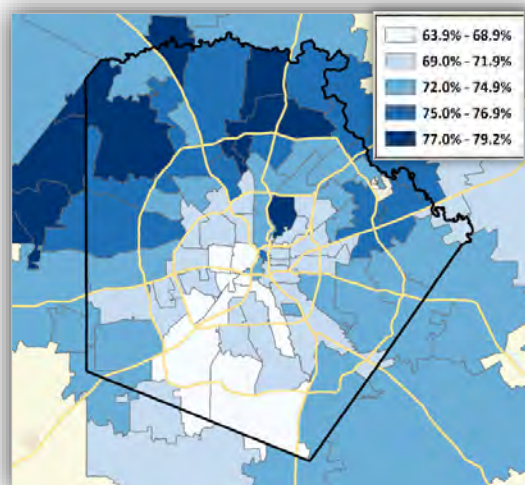
Cancer in Bexar County

Cancer is the third-leading cause of death in Bexar County and Texas and the second-leading cause of death in the U.S. Approximately 5.6% of Bexar County residents have some form of cancer.¹ Incidence rates for uterine, renal and cervical cancer in Bexar County surpass state and national rates.³ Mortality rates for colorectal, uterine, non-Hodgkin lymphoma and cervical cancer in Bexar County surpass state and national rates.³ Racial disparities exist within Bexar County in cancer screening as well as late-stage diagnosis: Hispanic residents have lower screening rates for breast, colorectal and cervical cancers and experience higher rates of late-stage diagnosis for colorectal, uterine, renal and cervical cancer.^{1,2,3} Males have higher overall cancer incidence and mortality rates than females, particularly for lung and bronchial, colorectal, renal and lymphoma cancer.^{2,3}

Incidence and Mortality Rates by Cancer (per 100,000 population)^{2,3}

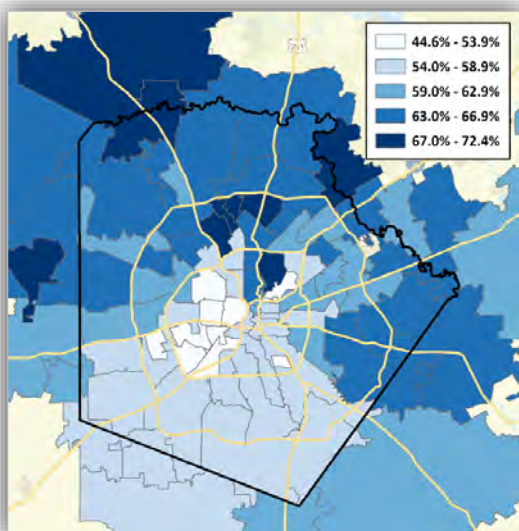


Percentage of Mammography Screening by ZIP Code¹



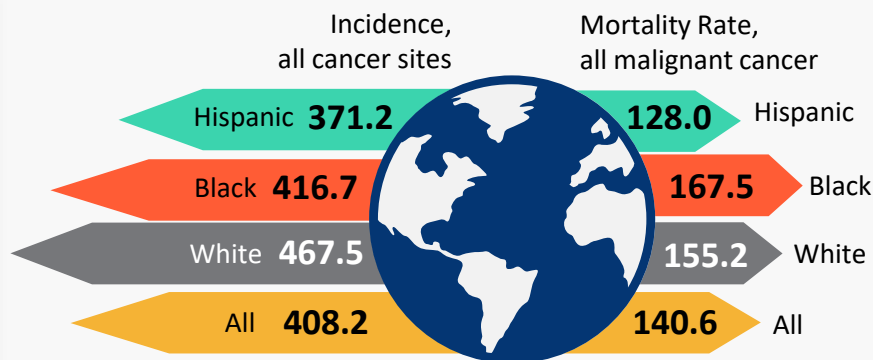
Lowest ZIP Codes: 78073, 78207, 78208, 78211, 78214, 78225, 78226, 78237, 78242, 78264

Percentage of Colorectal Cancer Screening by ZIP Code¹



Lowest ZIP Codes: 78207, 78208, 78211, 78226, 78228, 78234, 78235, 78236, 78237, 78242

By Race/Ethnicity (per 100,000 population)^{2,3}



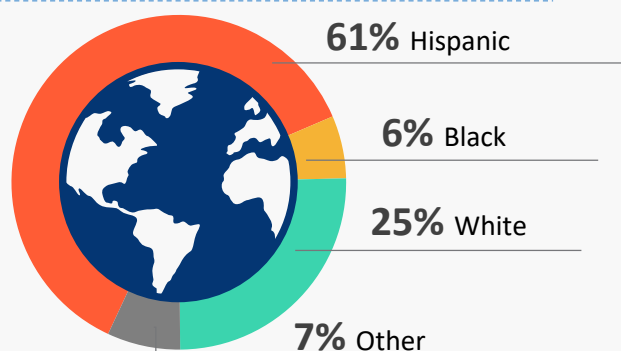
By Sex (per 100,000 population)^{2,3}



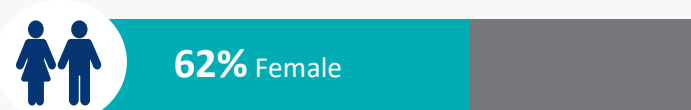
Patients with Cancer at University Health, 2024

In 2024, roughly 9,800 (3%) established University Health patients had a diagnosis of cancer. Established patients include those that had at least one office visit between Jan. 1, 2022, and Dec. 31, 2024. The rate of Hispanic patients with breast cancer is 3.2 times higher than the rate of White patients, and the rate of male patients with liver cancer is two times higher than the rate of female patients.

Race/Ethnicity




Sex



Language



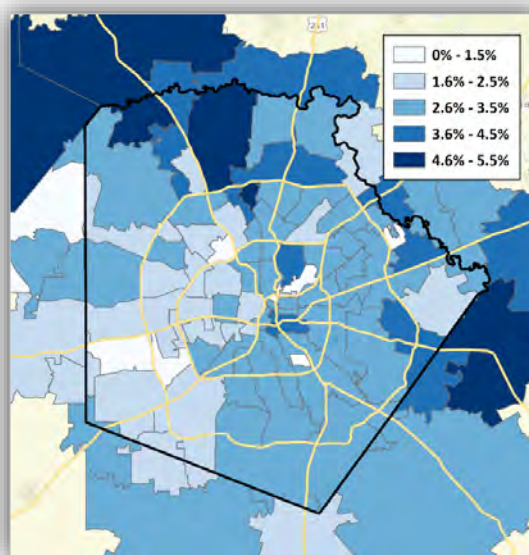
Top Cancer Diagnoses by Type⁴



References

- 1- CDC BRFFS, 2022
- 2- NCI SEER, 2017-2021
- 3- NCI SEER, 2018-2022
- 4- NCI Office of Cancer Centers, 2025

Percent of Patients with Cancer by ZIP Code



Top ZIP Codes: 78006, 78015, 78063, 78101, 78121, 78231, 78248, 78255, 78257, 78259

Social Vulnerability



Age

