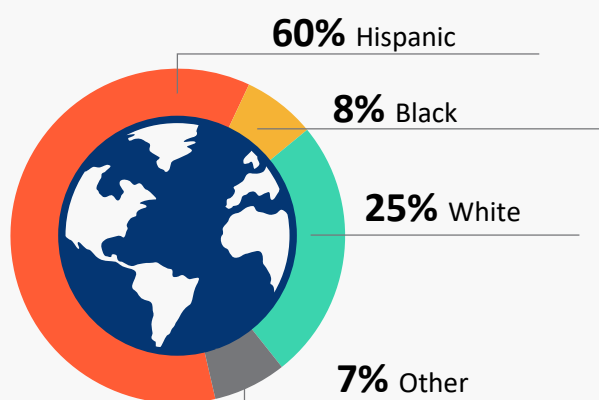


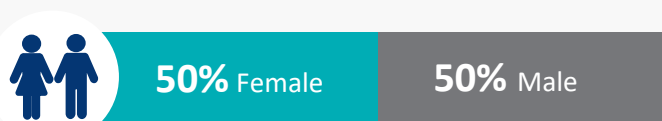
Bexar County Population

2,115,325 people resided in Bexar County in 2024, making it the state's fourth most populous county.¹ With a population that is 60% (1,277,287 people) Hispanic, it is Texas' most populous majority-Hispanic county and the third-largest nationwide.¹ Nearly 15% (305,602) of residents live below the poverty line, which is 10% higher than the rate in Texas and 20% higher than the national rate.² There are vast social, economic and health disparities that exist across Bexar County, including poverty rates, disease prevalence and life expectancy.³

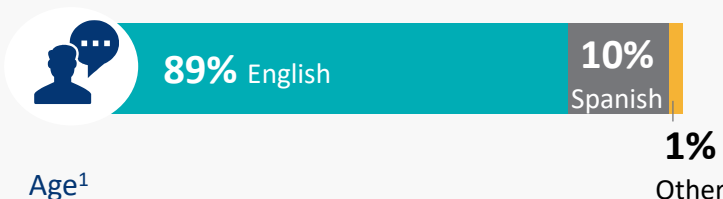
Race/Ethnicity¹



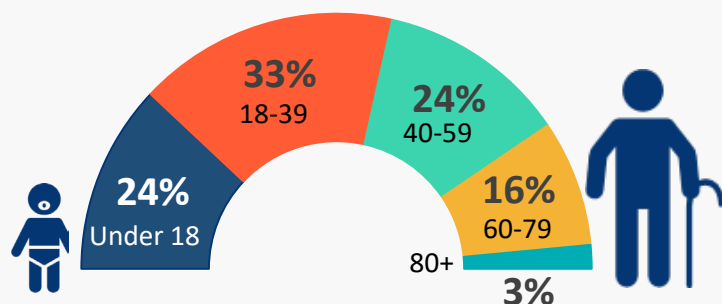
Sex¹



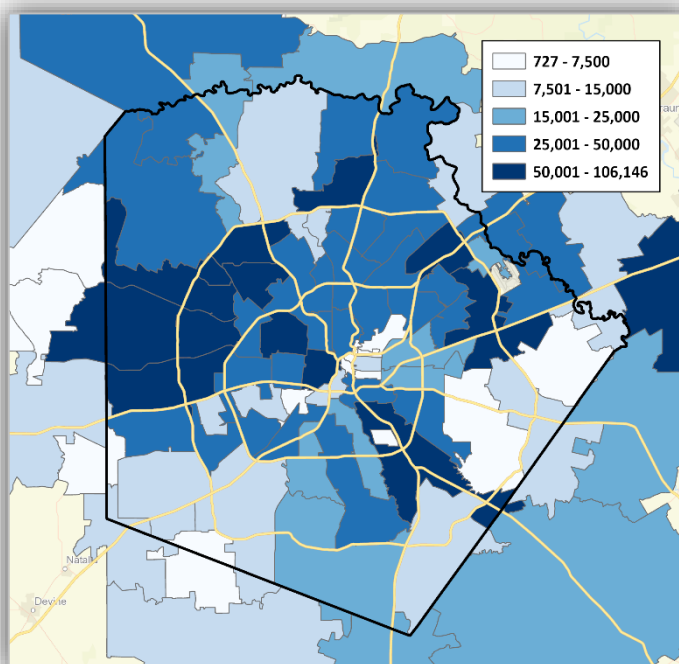
Language²



Age¹

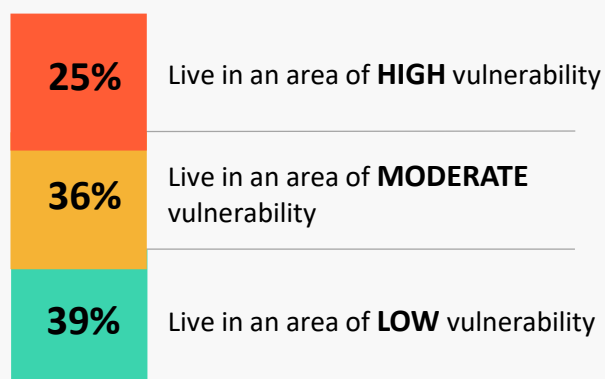


Distribution of Residents by ZIP Code¹



Top ZIP Codes: 78109, 78155, 78223, 78228, 78240, 78245, 78249, 78251, 78253, 78254

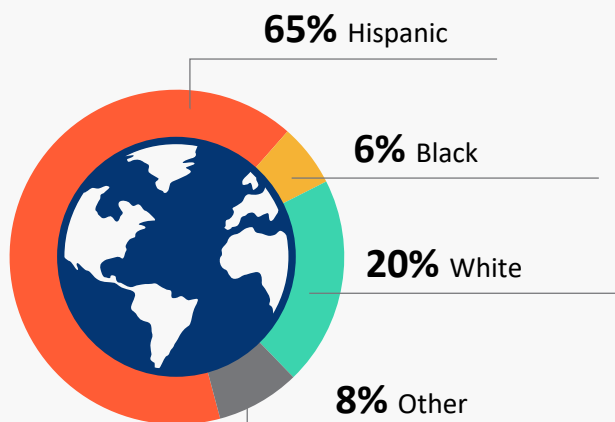
Social Vulnerability^{1,3}



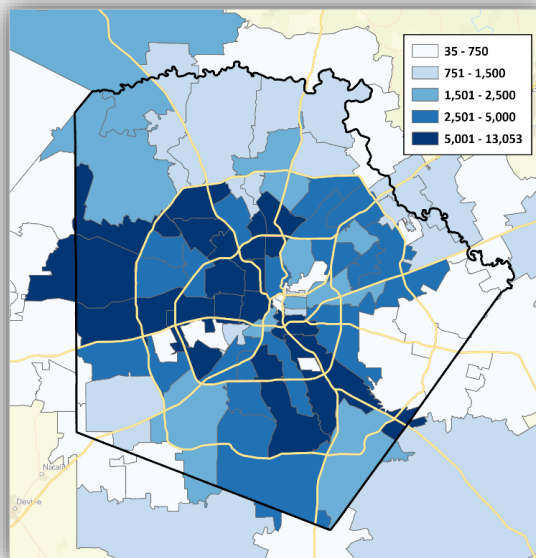
University Health Patients, 2024

269,057 unique patients had a hospitalization, office visit, ED visit and/or a hospital encounter at University Health in 2024. Most of these patients (74% or 198,209) were seen at an office visit. University Health has a higher percentage of Hispanic patients and patients who reside in an area of high social vulnerability than Bexar County.

Race/Ethnicity

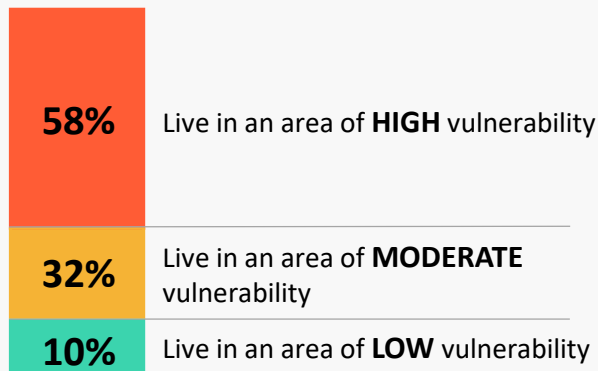


Distribution of Patients by ZIP Code

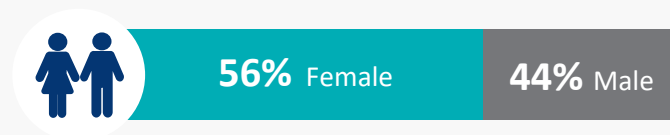


Top ZIP Codes: 78201, 78207, 78213, 78223, 78227, 78228, 78229, 78237, 78240, 78245

Social Vulnerability



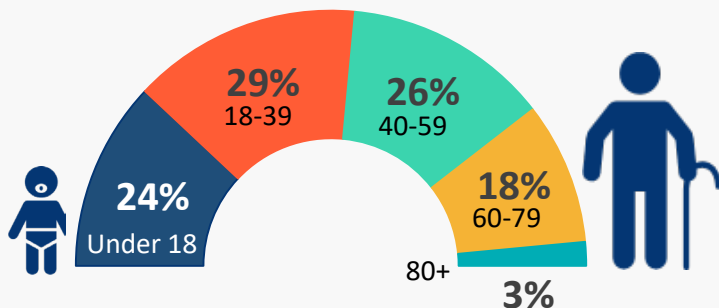
Sex



Language



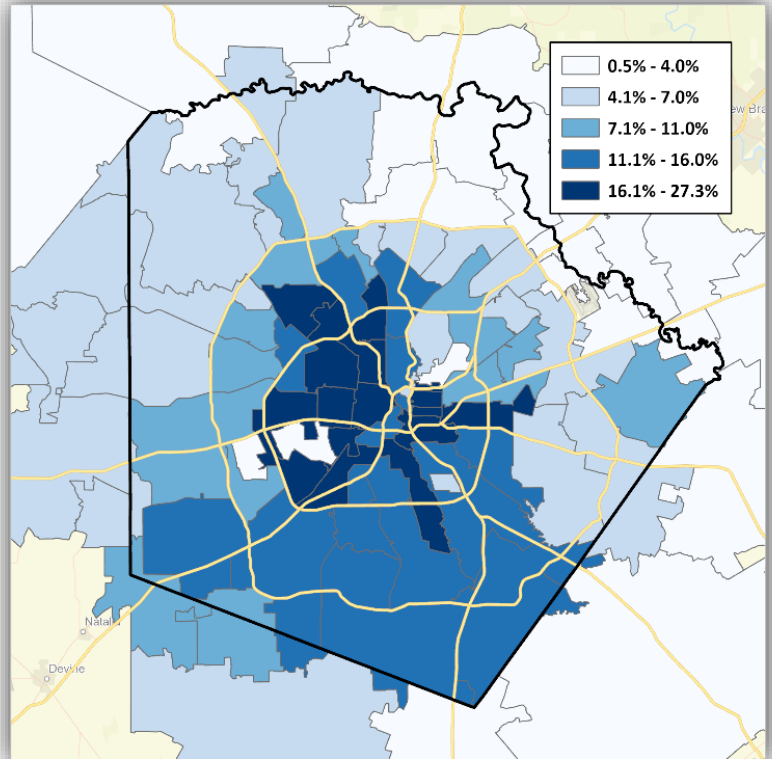
Age



References

- 1- Esri, 2024
- 2- Census ACS 5 Year Estimates, 2019-2023
- 3- CDC SVI, 2022

Percent of Patients out of Total Residents per ZIP Code



Top ZIP Codes: 78201, 78202, 78203, 78207, 78208,
78220, 78226, 78228, 78229, 78237